

CLASSIC COLLECTION | 2017







We, Focal,
strive to create sound
equipment that honours the artist's
musical creation and empowers you to
feel a new dimension of the music. We want
every nuance to be revealed with precision and
purity. To do this, we push the limits of the current
boundaries in sound technology, and go beyond
the traditional approach thinking differently.
With Focal, let the sound thrill your senses
until you go beyond the usual perception
of music and discover new fields
of emotion.

L I S T E N B E Y O N D

**“REVEAL
THE
INVISIBLE”**



For nearly four decades, Focal has been applying its unique sound signature to speaker drivers and high-end loudspeakers.

We are known for our innovative approach which has given rise to exclusive technologies, and some of our loudspeakers have become world class references.

The Classic Collection is an opportunity to live an entirely new experience. It will take you beyond sound, and allow you to rediscover the sensations provided by sound with unrivalled purity, reproducing the artist's original work with absolute fidelity. At the heart of the creation, music opens up a world of lost memories, of extraordinary dreams and emotions. This experience is represented by Focal's new signature 'Listen Beyond', which embodies the intention to make each moment in life a moment of intense pleasure.

Our philosophy aims at promoting our expertise 'Made in France': 100% of Focal products are designed and developed by our engineers, and our collections are made in France in our own workshops. All Focal products benefit from innovations which result from on-going research in the field of acoustics.

This constant quest plunges the R&D teams further and further into the secret realms of sound and material science. This technological heritage, protected with numerous patents, ensures a sound which is clear, powerful and true to nature; to provide the best loudspeakers in each category.

The art of reproducing music is the art of creating a deeper emotional connection.

NEW





KANTA

Kanta is Focal's latest loudspeaker that delights the eyes as much as the ears. Completely dedicated to performance, for the first time it combines a Flax sandwich cone speaker driver with a legendary Beryllium tweeter. Housed within a totally new cabinet that offers a softer approach to design, Kanta is destined for music lovers who, above all, are searching for a loudspeaker that delivers the exceptional Focal performance in a compact design.

LOUDSPEAKERS

Our classic line embodies the spirit of high-fidelity. Over the years, successive legendary models have produced a collection of loudspeakers which are unique worldwide. The highlights of the era were the three generations of Grande Utopia loudspeakers which were widely acclaimed on an international scale, cementing Focal as one of the most innovative brands in the hi-fi industry. Anything that seems to be impossible represents a new challenge for us. We believe pushing the limits of technology to be the only way to fully reveal the slightest nuance and every subtlety in music. The goal is to offer an unprecedented musical or cinematographic experience, where innovation and technology serve the artistic creation.

Utopia III is our reference loudspeaker line, a timeless icon which embodies the luxury and values of the brand, excellence in all its aspects. Extravagant by essence, it accepts no compromise. With infinitely customisable finishes, each product offers unrivalled luxury. Utopia III is being rejuvenated. It is evolving and being modernised to become **Utopia III Evo**: Scala and Maestro are the first models to be released from this new edition.

Sopra is the epitome of today's high-end loudspeaker. The sleek, high-tech design will delight aesthetics enthusiasts and audiophiles. It brings High-End sound into your living room!

Kanta inaugurates a new vision of the Premium enclosure!

An uncompromising design that is totally focused on acoustic performance, available in a broad range of finishes and styles.

Electra 1000 Be 2 is the historic premium line which integrates the best of our technology from the Utopia III line. They are audiophile loudspeakers with a classical design and elaborate finishes.

Aria 900 is our mid-range loudspeakers line. This line asserts itself through its innovative Flax sandwich cone speaker drivers. The design blends a conservative yet modern style, and is the essence of 'Affordable high-end'.

The 4th generation of **Chorus** loudspeakers remains faithful to the brand's core values. It makes remarkable sound potential accessible to all through a modernised style in line with current trends.

An essential component of every Home Cinema system is the **subwoofer**, which gives depth and scale to your multi-channel audio-visual experience. Our subwoofer range covers all types of uses and offers a distinct design.

Innovation and performance, the highest levels of expertise and pleasure are the brand's values. They define Focal's sound signature, whose unique goal is to take you beyond sound. Listen Beyond.

01

UTOPIA

Myths develop over the years

02

UTOPIA III EVO

The legend is evolving

03

SOPRA

Reveal the invisible

04

KANTA

Performance meets style

05

ELECTRA

Stir emotion...

06

ARIA

Affordable High-End

07

CHORUS

Get the Focal sound...

08

SUBWOOFERS

A whole, unique family!



UTOPIA III



Myths develop over the years

The Grande Utopia story started in 1995 with a major innovation: the 'W' composite sandwich cone. It went on in 2002 with the Grande Utopia Be that introduced the pure Beryllium inverted dome tweeter. Other important inventions distinguished these two reference loudspeakers, present in the 2008 Grande Utopia. There is no comparison to the 'W' sandwich or the Beryllium, a showcase of Focal's know-how, the designer and manufacturer of the best drivers in the world.



The 2008 technological breakthrough on Utopia was once again around the speaker drivers - a key area of Focal expertise - with the Electro-Magnet woofer technology. Such a decisive step that it gives its name to this third generation of Grande Utopia. It's a new milestone that is added to the long list of innovations taken from the previous generations of Grande Utopia: 'W' cone, Focus Time, Multiferrite, Beryllium, Power Flower, OPC, Gamma Structure, all Utopia's patrimony is taken up in its entirety, enriched with new technologies. To preserve this heritage, the 2008 Grande Utopia had to be immediately visually identifiable, keeping its imposing aspect of a reference loudspeaker, without being overbearing.

To reach our first goal, we kept the Focus Time structure and the separate blocks for each driver, the true aesthetic signature of the Grande Utopia. To lighten the shape, the delineation between the blocks is more important: simplification and elimination of superfluous aesthetics.

Handed over to Pineau & Le Porcher agency, with which Focal-JMLab has been collaborating since 2003, the Grande Utopia EM's design is all purity and clarity. That's a truly amazing feat for a loudspeaker that now reaches 78" (2m) high and weighs 573lbs (260kg).



The Grande Utopias are not just loudspeakers that have had a great impact on their generation. They are the ultimate reference. Following the 'W' cones and the pure Beryllium tweeter of the previous models. The Grande Utopia EM adopts an Electro-Magnet woofer (EM) with a force that cannot be compared to classical technologies. Superlative performance and unique style: the Grande Utopia EM is not only a technological monument, it's an acoustic sculpture.



The technological twin sister of the Grande Utopia EM, the Stella Utopia EM retains the innovations of the Utopia line in a 3-way version and with more convenient dimensions. The new 13" (33cm) built-in 'W' woofer works with the same electro-magnet in the Grande Utopia EM, which is as well efficient in the infrabass as in the midbass. A major innovation that will help you rediscover all the dynamics and definition in a critical frequency response that's beautifully brought to light by the Stella Utopia EM.

Grande Utopia EM

Carrara White finish

Stella Utopia EM

Black Lacquer finish

• Type	4-way bass-reflex floorstanding loudspeaker	3-way bass-reflex floorstanding loudspeaker
• Drivers	Electro-Magnetic 16" (40cm) 'W' woofer Multiferrite 11" (27cm) 'W' midbass Two Power Flower 6 ^{1/2} " (16.5cm) 'W' midrange 1 ^{1/16} " (27mm) IAL2 pure Beryllium inverted dome tweeter	Electro-Magnetic 13" (33cm) 'W' woofer Two Power Flower 6 ^{1/2} " (16.5cm) 'W' midrange 1 ^{1/16} " (27mm) IAL2 pure Beryllium inverted dome tweeter
• Frequency response (±3dB)	18Hz - 40kHz	22Hz - 40kHz
• Low frequency point (-6dB)	14Hz	18Hz
• Sensitivity (2.83V/1m)	94dB	94dB
• Nominal impedance	8 Ohms	8 Ohms
• Minimum impedance	3 Ohms	2.8 Ohms
• Crossover frequency	80Hz / 220Hz / 2200Hz	220Hz / 2200Hz
• Recommended amplifier power	50 - 1500W	50 - 1000W
• Dimensions (HxWxD)	79 ^{13/16} x 25 ^{3/4} x 34 ^{5/8} " (2012x 65x880mm)	61 ^{1/3} x 21 ^{3/4} x 32 ^{11/16} " (1558x553x830mm)
• Net weight	573.2lbs (260kg)	363.76lbs (165kg)



The latest model of the Utopia III range, Viva Utopia is a 3-way loudspeaker dedicated to the most sophisticated multichannel configurations. Vertical (Viva Utopia) or horizontal (Viva Center Utopia), either in Home Cinema or Stereo configuration, it's always efficient. Advantages: extreme clarity in the midrange, high efficiency and power handling and very low directivity on the horizontal axis for perfect phase control and 3D imaging. Plus all the Utopia III technological skills...



Compact, distinguished and captivating, Diablo Utopia is the ultimate vision of the reference bookshelf loudspeaker, in true Focal tradition. Largely inspired by the Grande Utopia EM, it sets new milestones in the bass with a new patented 6 1/2" (16.5cm) Power Flower, with almost no saturation, and a driver integrated resonator. Fixed on a dedicated stand, Diablo Utopia is enchanting in the midrange and the treble with its definition, while the bass extension and density has to be heard to be believed.



> Utopia Sub EM

Viva Utopia / Viva Center Utopia

Black Lacquer finish

Diablo Utopia

Imperial Red finish

• Type	3-way LCR bass-reflex loudspeaker	2-way bass-reflex compact bookshelf loudspeaker
• Drivers	Two 8" (21cm) 'W' woofers Power Flower 6 1/2" (16.5cm) 'W' midrange 1 1/16" (27mm) IAL2 pure Beryllium inverted dome tweeter	Power Flower 6 1/2" (16.5cm) 'W' midbass 1 1/16" (27mm) IAL2 pure Beryllium inverted dome tweeter
• Frequency response (±3dB)	39Hz - 40kHz	44Hz - 40kHz
• Low frequency point (-6dB)	34Hz	40Hz
• Sensitivity (2.83V/1m)	92dB	89dB
• Nominal impedance	8 Ohms	8 Ohms
• Minimum impedance	3.2 Ohms	4 Ohms
• Crossover frequency	270Hz / 2200Hz	2200Hz
• Recommended amplifier power	50 - 600W	25 - 200W
• Dimensions (HxWxD)	37 1/16" x 12 1/16" x 20 1/16" (942x322x510mm)	16 15/16" x 10 3/16" x 16 13/16" (431x258x427mm)
• Net weight	125lbs (57kg)	44lbs (20kg)

Utopia III finishes



Not all the standard finishes of Utopia III line are available in all countries and/or commercial distribution networks. Loudspeakers can be personalized on request (see conditions with your retailer).



> Optional Viva/Center Utopia Stand, 16" (40cm).
> Optional Diablo Utopia Stand, 24" (60cm).

UTOPIA III EVO

The legend is evolving



Evo stands for evolution... Since 2008, when Utopia III was launched, Focal's technological heritage has grown enormously. Therefore it was essential to integrate the most recent innovations into this exceptional collection. The new edition of Utopia III was introduced by Scala and Maestro, marking the beginning of a new chapter in the Utopia adventure.

The sound architecture of Utopia III has been preserved, with the constant intention of reducing harmonic distortion in the fragile mid-range register, which is so very crucial for revealing the artist's emotions.



The two loudspeakers are equipped with Focal's latest innovations, the NIC (Neutral Inductance Circuit) and the TMD (Tuned Mass Damping) suspension.

The 2017 edition integrates a major new feature: Scala Evo and Maestro Evo now offer bi amplification, just like the line's two top-of-the-range loudspeakers: Grande Utopia EM and Stella EM. Discerning music lovers will be able to fine-tune the type of sound, depending on the timbre and the power they're looking to achieve.

The best components from their generation have also found their way into the Utopia III Evo line: cables made in France, denser acoustic materials inside the subwoofer, double terminal boards and separate cross-overs.

The design of Utopia III Evo has also changed: it distinguishes itself with bold colours, inspired by the automotive universe. Scala Evo and Maestro Evo are available in Metallic Blue, Ash Grey and British Racing Green, in addition to our timeless Black Lacquer and Carrara White. These distinctive colour-ways offer many options for today's contemporary spaces.

The 2017 edition of Utopia III Evo is an iconic line. They integrate a whole range of innovations and essential detailing, making them completely unique. They are still way ahead of any other line.





The three-way floorstanding loudspeaker, Scala Utopia Evo, is the latest version of this key loudspeaker in the Utopia range. Sporting a new terminal board, Scala now offers bi-amplification, allowing you to personalise your sound even more. Scala integrates Focal's latest technological innovations, particularly within the midrange speaker driver with its TMD suspension and its Neutral Inductance Circuit. These enhancements have resulted in a reduction in distortion, to provide an even more precise and detailed midrange register combined with Scala's undisputed musicality.



Maestro Utopia Evo has become a three-way floorstanding loudspeaker in order to make it more versatile and easier to install in your listening room. The bass is very consistent but it still retains Maestro's characteristic dynamic range and punch. The mid-range register hasn't been neglected: we have integrated our latest technical innovations, such as the TMD suspension and the Neutral Inductance Circuit. In conclusion, each register reproduced by Maestro Utopia Evo has been enhanced for even more precision and dynamic range.

Scala Utopia Evo

Ash Grey finish

	Scala Utopia Evo	Maestro Utopia Evo
• Type	3-way bass-reflex floorstanding loudspeaker	3-way bass-reflex floorstanding loudspeaker
• Drivers	11" (27cm) 'W' woofer Power Flower 6 ^{1/2} " (16,5cm) 'W' midrange, with TMD suspension, with NIC motor 1 ^{1/16} " (27mm) IAL2 pure Beryllium inverted dome	11" (27cm) 'W' woofer with a Magnetic Damping System (MDS) 11" (27cm) 'W' woofer Power Flower 6 ^{1/2} " (16,5cm) 'W' midrange with NIC motor 1 ^{1/16} " (27mm) IAL2 pure Beryllium inverted dome
• Frequency response (±3dB)	27Hz - 40kHz	25Hz - 40kHz
• Low frequency point (-6dB)	24Hz	21Hz
• Sensitivity (2.83V/1m)	92dB	93dB
• Nominal impedance	8 Ohms	8 Ohms
• Minimum impedance	3,2 Ohms	3,1 Ohms
• Crossover frequency	220 Hz / 2400 Hz	280Hz / 2200Hz
• Recommended amplifier power	40 - 500W	80 - 600W
• Dimensions (HxWxD)	(1247x393x670mm)	(1470x455x770mm)
• Net weight	85 kg	116 Kg

Utopia III Evo finishes



Not all the standard finishes of Utopia III Evo line are available in all countries and/or commercial distribution networks. Loudspeakers can be personalized on request (see conditions with your retailer).





SOPRA



Reveal the invisible

At Focal, innovation doesn't stop with technology. We're obsessed with the comprehensive result: a harmonically rich, lush sound; a transparent and precise reproduction of the musical work. Still, we've never lost track of our core expertise in loudspeaker drivers, the stepping stones along the path to great sound.

The original Grande Utopia was designed in 1995 as a prototype to apply and validate new speaker technologies. Twenty years later, Utopia is undeniably a world reference, praised for its incredible musicality. We continue to learn and to progress by systematically putting our research into development, to evaluate distinct contributions by listening to them in practice.

Every innovation - from cone materials ('W' Composite Sandwich Cone and Inverted Dome Beryllium), to magnets (multi-ferrite magnet, EM woofer, and IAL 2 tweeter), to crossovers (OCP + circuit), and to cabinets (Gamma Structure) plays a role in our technological legacy. We draw on this legacy often, to improve our technology and to set new benchmarks.

This work can be seen most recently within the Sopra project, a reasonably compact and elegant incarnation of many of the innovations that, until now, had only been seen within Utopia. As you will discover in these pages, Sopra incorporates several major technological breakthroughs.

It's still possible to advance state-of-the-art of speaker driver technology with digital analysis capable of revealing the subtlest performance aspects, and enabling us to improve the transparency, precision, and harmonic richness of sound reproduction. 'Listen Beyond'



> Midrange



Compact and powerful, Sopra N°1 is a distillation of technological innovation. It features Neutral Inductance Circuits NIC, Tuned Mass Damping surround TMD for the midrange woofer, and Infinite Horn Loading IHL for the tweeter. It is a true demonstration of the contribution of the new technologies implemented on Sopra. The special stand has been designed to ground interfering vibrations from the enclosure to the floor to avoid any colouration. Ideal for small rooms up to 270ft² (25m²) and medium sized spaces up to 550ft² (50m²).



Sopra N°2 ushers in a new era for the 'Premium High End' with new performance criteria. Equipped with the best midrange drivers ever developed by Focal, containing the NIC and TMD technologies, Sopra N°2 pushes the limits of sound reproduction with crystal transparency in a very compact enclosure. It is perfectly at ease in rooms measuring up to 320ft² (30m²), and is even ideal for larger rooms measuring up to 750ft² (70m²).



The first released in the line, the Sopra N°3 loudspeaker perfectly combines dynamics, sound distribution and harmonic richness. With its two 8^{1/4}" (21cm) woofers, it delivers solid, rich bass with perfect definition, satisfying the high demands of audio enthusiasts looking for ultimate performance. Despite its modest size, its full potential can be heard in rooms measuring up to 850ft² (80m²).

	Sopra N°1 Nogaro Blue finish	Sopra N°2 Carrara White finish	Sopra N°3 Imperial Red finish
• Type	2-way bass-reflex bookshelf loudspeaker	3way bass-reflex floorstanding loudspeaker	3-way bass-reflex floorstanding loudspeaker
• Speakers	6 ^{1/2} " (16.5cm) 'W' midbass with TMD suspension, with NIC motor 1 ^{1/16} " (27mm) IHL pure Beryllium inverted dome tweeter	Two 7" (18cm) 'W' woofer with NIC motor 6 ^{1/2} " (16.5cm) 'W' midrange with TMD suspension, with NIC motor 1 ^{1/16} " (27mm) IHL pure Beryllium inverted dome tweeter	Two 8" (21cm) 'W' woofer with NIC motor 6 ^{1/2} " (16.5cm) 'W' midrange with TMD suspension, with NIC motor 1 ^{1/16} " (27mm) IHL pure Beryllium inverted dome tweeter
• Frequency response (±3dB)	45Hz - 40kHz	34Hz - 40kHz	33Hz - 40kHz
• Low frequency point -6dB	41Hz	28Hz	26Hz
• Sensitivity (2.83V/1m)	89dB	91dB	91,5dB
• Nominal impedance	8 Ohms	8 Ohms	8 Ohms
• Minimum impedance	3.9 Ohms	3.1 Ohms	3.1 Ohms
• Crossover frequency	2200Hz	250Hz / 2200Hz	250Hz / 2200Hz
• Recommended amplifier power	25 - 150W	40 - 300W	40 - 400W
• Dimensions (HxWxD)	16 ^{47/64} x 10 ^{53/64} x 15 ^{19/32} " (425x279x396mm)	46 ^{27/32} x 14 ^{33/32} x 21 ^{17/64} " (1190x358x540mm)	49 ^{49/64} x 15 ^{53/64} x 23 ^{27/64} " (1264x402x595mm)
• Weight (unit)	41.89lbs (19kg) (stand: 40.78lbs (18.5kg))	121.25lbs (55kg)	154.32lbs (70kg)



Sopra Center allows you to extend the Sopra experience to your Home Cinema. Sopra Center uses all of the design aspects found in Sopra loudspeakers to their full potential, to optimise integration into your room.



Surround Be benefits from the exclusive 'Bi/Twin' structure with dual input permits for use both in 5.1 (in bi-polar mode) and 7.1 systems (in dual mono mode). The result? An uncluttered space with discrete loudspeakers in your Home Cinema room.



> SW 1000 Be
Only available in black.

Sopra Center

Black Lacquer finish

Surround Be

Black Lacquer finish

• Type	3-way bass-reflex center speaker	2-way sealed bipolar surround loudspeaker
• Speakers	Two 6 ¹ / ₂ " (16.5cm) 'W' woofers 3" (8cm) 'W' midrange 1 ¹ / ₁₆ " (27mm) IAL pure Beryllium inverted dome tweeter	Two 6 ¹ / ₂ " (16.5cm) 'W' bass midrange Two 1 ¹ / ₁₆ " (27mm) pure Beryllium inverted dome tweeter
• Frequency response (±3dB)	55Hz - 40kHz	72Hz - 40kHz
• Low frequency point -6dB	50Hz	59Hz
• Sensitivity (2.83V/1m)	91dB	91dB
• Nominal impedance	8 Ohms	4 Ohms / 8 Ohms
• Minimum impedance	4.1 Ohms	3 Ohms / 6 Ohms (bipolar/mono)
• Crossover frequency	500Hz / 2200Hz	2400Hz
• Recommended amplifier power	40 - 200W	40 - 200W
• Dimensions (HxWxD)	9 ¹⁴ x 23 ³¹ / ₃₂ x 13 ²⁵ / ₃₂ " (235x609x350mm)	15 ²³ / ₆₄ x 16 ⁵⁹ / ₆₄ x 7 ³¹ / ₆₄ " (390x430x190mm)
• Weight (unit)	121.25lbs (19kg) (stand: 40.78lbs (18.5kg))	27.77lbs (12.6kg)

Sopra finishes



Not all the standard finishes of Sopra line are available in all countries and/or commercial distribution networks.



> 24" (60cm) Sopra Stand,
Graphite Black finish.

KANTA

NEW



Performance meets style

Kanta renews the Premium enclosure segment through its design and the technology. Our intention was to design a speaker range totally focused on acoustic performance, along with a resolutely mould-breaking aesthetic; this is the Kanta DNA!

After 3 years of research and development to produce the first model in the range, the Kanta No. 2 is a loudspeaker with a strong identity, that comes straight from our engineers' hearts.

Kanta offers a combination of ground-breaking technology: the marriage of Beryllium (on our latest-generation IAL3 tweeter) and Flax (for mid-range and bass cones) leading to a precise, detailed sound that brims with warmth and musicality.

Another of Kanta's strengths is its broad range of finishes! The 8 finishes, lacquered or matt, can be used to achieve multiple combinations that are very different from one another. From the most original to the more conventional, they are guaranteed to meet everyone's tastes.





4





Kanta N°2 is a three-way floor standing loudspeaker totally dedicated to performance. Kanta N°2 is equipped with a new generation IAL tweeter featuring a Beryllium inverted dome and Flax sandwich cone speaker drivers. This is an unprecedented combination of technologies to guarantee precise, detailed and warm sound.

Kanta N°2

Solar Yellow finish

• Type	3-way bass-reflex floorstanding loudspeaker
• Speakers	Two 6 ¹ / ₂ " (16.5cm) Flax woofer with NIC motor 6 ¹ / ₂ " (16.5cm) Flax midrange with TMD suspension and NIC motor 1 ¹ / ₁₆ " (27mm) IAL3 pure Beryllium inverted dome tweeter
• Frequency response (±3dB)	35Hz - 40kHz
• Low frequency point -6dB	29Hz
• Sensitivity (2.83V/1m)	91dB
• Nominal impedance	8Ω
• Minimum impedance	3.1Ω
• Crossover frequency	260Hz - 2700Hz
• Recommended amplifier power	40 - 300W
• Dimensions (HxWxD)	44 ⁴¹ / ₆₄ x 12 ⁴¹ / ₆₄ x 18 ²⁵ / ₃₂ " (1118x321x477 mm)
• Weight (unit)	77.2lbs (35kg)

Kanta finishes

Cabinet



Black High Gloss

Cabinet



Wood Veneer

Front Panel (High Gloss finish)



Gauloise Blue



Carrara White



Black Lacquer



Solar Yellow

Front Panel (Mat finish)



Gauloise Blue



Warm Taupe



Dark Grey



Ivory





05



ELECTRA 1000 BE 2



Stir emotion...

The Electra 1000 Be line was founded on long-standing wish: to make the heritage, technologies and performance once reserved for Utopia more. We wanted to create a high-end line of loudspeakers in harmony with the integration requirements in today's interiors, compact, attractive, sleek and balanced. With Electra, we have created products that represent both the high-end in sound quality and the beautiful aesthetics you expect from us.

We entrusted our ideas and innovations to the Parisian design agency Pineau & Le Porcher, who sketched the entire silhouette to combine style and performance. This line hasn't stopped evolving over the years, the technology has developed, with a new tweeter and settings, to achieve a new sound when it became the Electra 1000 Be 2, alongside new design elements with the addition of two new finishes.

This is a complete line made for high-fidelity audio and Home Cinema, They are easy to install and use, and create a true connection to the emotion of your music.





The Electra 1008 Be embodies Focal expertise in compact, high-end loudspeakers. It provides a spacious and natural sound image, improved definition and a more precise bass. The high power handling enables it to work in rooms of 430 ft² (40m²) and more.



The Electra 1028 Be is the flagship of the range. With a dual port Powerflow system, bass performances have been greatly improved. The dynamic leaps forward to be in harmony with the generosity and definition of the midrange-treble register, a true Focal reference.



As with the whole Electra Be 2 line, the 1038 Be benefits from new components and settings. The awesome strength of the three 7" (18cm) woofers, has added to these new improvements and made a real impact on sound image and definition. A true weapon of mass seduction.

	Electra 1008 Be Black Lacquer finish	Electra 1028 Be Black Lacquer finish	Electra 1038 Be Black Lacquer finish
• Type	2-way bass-reflex bookshelf speaker.	3-way Powerflow bass-reflex floorstanding speaker.	3-way bass-reflex floorstanding speaker.
• Drivers	6 ¹ / ₂ " (16.5cm) 'W' midbass. 1 ¹ / ₁₆ " (27mm) IAL pure Beryllium inverted dome tweeter.	Two 6 ¹ / ₂ " (16.5cm) 'W' woofers. 6 ¹ / ₂ " (16.5cm) 'W' midrange. 1 ¹ / ₁₆ " (27mm) IAL pure Beryllium inverted dome tweeter.	Three 7" (18cm) 'W' woofers. 6 ¹ / ₂ " (16.5cm) 'W' midrange. 1 ¹ / ₁₆ " (27mm) IAL pure Beryllium inverted dome tweeter.
• Frequency response (±3dB)	46Hz - 40kHz	34Hz - 40kHz	33Hz - 40kHz
• Low frequency point (-6dB)	41Hz	28Hz	26Hz
• Sensitivity (2.83V/1m)	89dB	91.5dB	93dB
• Nominal impedance	8 Ohms	8 Ohms	8 Ohms
• Minimum impedance	3.9 Ohms	3.5 Ohms	3.3 Ohms
• Crossover frequency	2200Hz	350Hz / 2200Hz	230Hz / 2200Hz
• Recommended amplifier power	25 - 150W	40 - 300W	40 - 400W
• Dimensions (HxWxD)	15 ³ / ₁₆ "x10 ³ / ₈ "x13 ³ / ₄ " (385x264x350mm)	43 ¹¹ / ₁₆ "x10 ³ / ₈ "x13 ³ / ₄ " (1110x264x350mm)	49 ³ / ₁₆ "x11 ¹⁵ / ₁₆ "x15 ³ / ₄ " (1250x303x400mm)
• Net weight	33lbs (15kg)	72.6lbs (33kg)	112.2lbs (51kg)



The Electra CC 1008 Be has followed the same path as the range loudspeakers, so their tonal balance is in harmony. They have in common the low horizontal directivity, high power-handling, definition and precision.



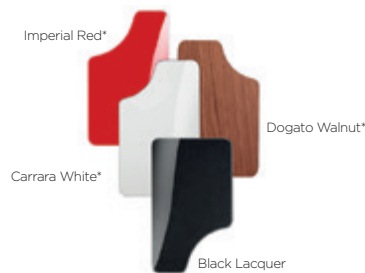
> SW 1000 Be
Finishes on demand.

Electra CC 1008 Be

Carrara White finish

• Type	3-way bass-reflex center speaker.
• Drivers	Two 6 ¹ / ₂ " (16.5cm) 'W' woofers. 3" (8cm) 'W' midrange. 1 ¹ / ₁₆ " (27mm) IAL pure Beryllium inverted dome tweeter.
• Frequency response (±3dB)	55Hz - 40kHz
• Low frequency point (-6dB)	50Hz
• Sensitivity (2.83V/1m)	91dB
• Nominal impedance	8 Ohms
• Minimum impedance	4.1 Ohms
• Crossover frequency	500Hz / 2200Hz
• Recommended amplifier power	40 - 200W
• Dimensions (HxWxD)	9 ¹ / ₄ "x24x13 ³ / ₄ " (235x609x350mm)
• Net weight	41.8lbs (19kg)

Electra 1000 Be 2 finishes



Not all the standard finishes of Electra 1000 Be 2 line are available in all countries and/or commercial distribution networks.
*On demand.



> 24" (60cm) High Gloss S 1000 stand, Black Lacquer finish.

ARIA 900



Affordable High-End

Twenty eight years after the launch of the 'W' sandwich cone, we were delighted to unveil a new major innovation: speaker drivers with the same sandwich structure, but composed of a natural flax-fibre cone.

This innovation is the result of more than five years of research and a unique drive to work on the actual source of the emission of sound. This quest for acoustic excellence gave birth to Aria 900, a range which encapsulates the radical changes in technology and design - a combination of classicism and modernity.



> Flax Technology

Aria 900 marks a new milestone for Focal and a new chapter in high-fidelity technology. Designed and made in France, the range features brand-new speaker drivers with Flax sandwich cones, new TNF Aluminum/Magnesium inverted dome tweeters with Poron suspension, injected zamak baskets, carefully designed cabinets and crossovers: nothing has been spared when it comes to maximising listening pleasure for well-informed music lovers.

Aria 900 offers a clean, simple and timeless design combining mineral and natural materials. The cabinets of this Aria 900 line are available in Walnut, Black High Gloss and White High Gloss finishes. All the cabinets feature a glass surface and a leather-finished front panel.

This design exudes style and quality, blending in perfectly with traditional or more contemporary interiors.

The vast range of Aria 900 products is ideal for stereo and Home Cinema audio systems. The two 8" (21cm) woofers in the 948 model mark a return to true expressive and dynamic high-fidelity loudspeakers.





The Aria 906 bookshelf loudspeaker is faithful to the DNA of the Aria range: refined high-end acoustics combined with excellent value. This 2-way loudspeaker allows users to enjoy all the qualities of the Flax cone: neutrality, presence and finesse. Aria 906 is recommended for rooms measuring from 160ft² (15m²) and from a listening distance of 8ft (2.5m).



Aria 926 embodies the home 3-way floorstanding loudspeaker. This musical and expressive loudspeaker is easy to install. All kinds of music lovers will be thrilled with its acoustic qualities. Aria 926 is by definition an affordable audiophile loudspeaker. It is ideal for rooms measuring from 215ft² (20m²) and from a recommended listening distance of 10ft (3m).



Aria 936 is a 3-way loudspeaker featuring an elegant design and a small footprint. Very linear and with impressive dynamic from its three woofers, it is naturally intended for listening in stereo for monitoring-type activities. This loudspeaker is also ideal for setting up a spectacular Home Cinema system. Appropriate for rooms measuring from 270ft² (25m²) and from a listening distance of 10-12ft (3-3.5m).

	Aria 906 White High Gloss finish	Aria 926 Noyer finish	Aria 936 Black High Gloss finish
• Type	2-way bass-reflex bookshelf loudspeaker	3-way Powerflow bass-reflex floorstanding loudspeaker	3-way Powerflow bass-reflex floorstanding loudspeaker
• Drivers	6 ¹ / ₂ " (16.5cm) Flax midbass 1" (25mm) TNF Al/Mg inverted dome tweeter	Two 6 ¹ / ₂ " (16.5cm) Flax bass 6 ¹ / ₂ " (16.5cm) Flax midrange 1" (25mm) TNF Al/Mg inverted dome tweeter	Three 6 ¹ / ₂ " (16.5cm) Flax bass 6 ¹ / ₂ " (16.5cm) Flax midrange 1" (25mm) TNF Al/Mg inverted dome tweeter
• Frequency response (±3dB)	55Hz - 28kHz	45Hz - 28kHz	39Hz - 28kHz
• Low frequency point (-6dB)	47Hz	37Hz	32Hz
• Sensibility (2.83V/1m)	89.5dB	91.5dB	92dB
• Nominal impedance	8 Ohms	8 Ohms	8 Ohms
• Minimum impedance	4.6 Ohms	2.9 Ohms	2.8 Ohms
• Recommended amplifier power	25 - 120W	40 - 250W	50 - 300W
• Crossover frequency	2800Hz	290Hz / 2400Hz	260Hz / 3100Hz
• Dimensions (HxWxD)	15 ³ / ₈ x 8 ⁷ / ₈ x 11" (390x225x280mm)	40 ³ / ₄ x 11 ⁹ / ₁₆ x 14 ⁵ / ₈ " (1035x294x371mm)	45 ¹ / ₄ x 11 ⁹ / ₁₆ x 14 ⁵ / ₈ " (1150x294x371mm)
• Net Weight (unit)	19lbs (8.5kg)	55lbs (25kg)	64lbs (29kg)



The Aria 948 symbolises the return of the 'true' acoustic loudspeaker. A new type of 3-way loudspeaker with two 8" (21cm) speaker drivers effortlessly providing intense and controlled bass. The intention was a return to the essence of acoustics for those who are passionate about music. This is the ultimate loudspeaker of the range for rooms measuring from 320ft² (30m²) and from a recommended listening distance of 12ft (3.5m).



The Aria CC900 2-way centre speaker can be easily combined with the front speakers of the range. The CC900 was developed with particular attention to timbre matching in order to obtain sonic coherence for all configurations. Recommended for rooms measuring from 215ft² (20m²) and for a listening distance of 10ft (3m).



The Aria SR900 is a 2-way bipolar surround loudspeaker with the same acoustic characteristics as the other loudspeakers in the Aria range. Composed of two 5" (13cm) woofers with Flax sandwich cones, it provides very high-definition and natural sound. For the treble register, there are two Aluminum/Magnesium inverted dome tweeters with Poron suspension and a waveguide for a better control of directivity.



> Sub 1000F

	Aria 948 White High Gloss finish	Aria CC 900 Noyer finish	Aria SR 900 Black Satin finish
• Type	3-way Powerflow bass-reflex floorstanding loudspeaker	2-way bass-reflex floorstanding centre speaker	2-way sealed bipolar surround loudspeaker
• Drivers	Two 8" (21cm) Flax bass 6 1/2" (16.5cm) Flax midrange 1" (25mm) TNF Al/Mg inverted dome tweeter	Two 6 1/2" (16.5cm) Flax midbass 1" (25mm) TNF Al/Mg inverted dome tweeter	Two 5" (13cm) Flax midbass Two 1" (25mm) TNF Al/Mg inverted dome tweeter
• Frequency response (±3dB)	37Hz - 28kHz	57Hz - 28kHz	85Hz - 28kHz
• Low frequency point (-6dB)	31Hz	50Hz	67Hz
• Sensibility (2.83V/1m)	92.5dB	91dB	90dB
• Nominal impedance	8 Ohms	8 Ohms	8 Ohms
• Impédance minimum	2.5 Ohms	4.3 Ohms	3.6 Ohms
• Recommended amplifier power	50 - 350W	40 - 200W	25 - 120W
• Crossover frequency	280Hz / 2600Hz	2800Hz	2200Hz
• Dimensions (HxWxD)	45 1/4 x 14 5/8 x 16 9/16" (1150x371x420mm)	7 7/8 x 20 2/2+3/3 x 9 5/8" (200x533x245 mm)	11 39/64 x 15 3/4 x 6 11/16" (295x400x170mm)
• Net Weight (unit)	77lbs (35kg)	23lbs (10.5kg)	12lbs (5.6kg)

Finitions Aria 900



Black High Gloss and White High Gloss: special finish at increased price. All prices relate to standard finishes only.



> 24" (60cm) optional Aria S900 stand.



CHORUS 700

Get the Focal sound...



Reinvention without repetition, continuous progress and opening up to new horizons, that is our theme!

Focal has set itself a new challenge with the Chorus range: making Focal's quality, sound and technologies available to the masses. With our technical and industrial expertise, acquired over the last thirty-five years, we are able to offer to music lovers a fourth generation of Chorus 700.

Today, recognised worldwide, the Chorus line is complete. They represent Focal's control of the whole design process as well as the manufacturing quality of their products. They take advantage of the considerable technological advances developed for our flagship product, the Utopia III: inverted dome tweeters and OPC crossovers.

Focal have continued to invest in high-performance production tools to manufacture affordable products, and Chorus is the result.

Whilst keeping the DNA of previous models in the Chorus range, the new generation of Chorus 700 loudspeakers offers the design and quality expected by today's music lovers: remarkable audio performance combined with tangible value and elegance.



> Tweeter TNV2



The Chorus 706 is the archetypal benchmark bookshelf loudspeaker: true to Focal tradition. Compact and very well proportioned, they blend in perfectly with their surroundings. The outstanding balance, precision and definition provide you with the perfect loudspeaker for rooms of approximately 215ft² (20m²) without any sound limits.



Chorus 716 is a 2.5-way loudspeaker with a high-end configuration with two 6.5" (16.5cm) speaker drivers working in tandem (only the top driver transmits the midrange). This configuration doubles the effect of the bass, perfect for rooms measuring up to 320ft² (30m²).



The Chorus 726 embodies the affordable traditional high-end loudspeaker: a restyled cabinet, combined with the new design of the cloth frames give these speakers a modern and slender look. Very technologically advanced, the 3-way design combines the exceptional definition of the midrange and the power of the two 6.5" (16.5cm) woofers, providing a generous sound for spaces up to 430ft² (40m²).

Chorus 706

Rosewood finish

Chorus 716

Black Style finish

Chorus 726

White Style finish

	Chorus 706	Chorus 716	Chorus 726
• Type	2-way bass reflex bookshelf loudspeaker	2.5-way bass reflex floorstanding loudspeaker	3-way bass reflex floorstanding loudspeaker
• Drivers	6 ¹ / ₂ " (16.5cm) Polyglass midbass 1" (25mm) TNV2 Al/Mg inverted dome tweeter	6 ¹ / ₂ " (16.5cm) Polyglass woofer 6 ¹ / ₂ " (16.5cm) Polyglass midbass 1" (25mm) TNV2 Al/Mg inverted dome tweeter	Two 6 ¹ / ₂ " (16.5cm) Polyglass woofer 6 ¹ / ₂ " (16.5cm) Polyglass midrange 1" (25mm) TNV2 Al/Mg inverted dome tweeter
• Frequency response (±3dB)	55Hz - 28kHz	50Hz - 28kHz	49Hz - 28kHz
• Low frequency point (-6dB)	47Hz	41Hz	39Hz
• Sensivity (2.83V / 1m)	90dB	91.5dB	91.5dB
• Nominal Impedance	8 Ohms	8 Ohms	8 Ohms
• Minimum impedance	3.6 Ohms	4.3 Ohms	2.9 Ohms
• Crossover frequency	3000Hz	300Hz / 3000Hz	300Hz / 3000Hz
• Recommended amplifier power	25 - 120W	40 - 200W	40 - 250W
• Dimensions (HxWxD)	15 ³ / ₈ "x8 ²¹ / ₃₁ "x10 ³ / ₈ " (390x220x263mm)	37 ³ / ₈ "x8 ¹¹ / ₁₆ "x12 ³ / ₁₆ " (949x221x310mm)	38 ¹⁵ / ₁₆ "x8 ³ / ₄ "x13 ⁹ / ₁₆ " (989x222x345mm)
• Net weight	18lbs (8.2kg)	45.1lbs (20.5kg)	51.7lbs (23.5kg)



The Chorus CC 700 is a centre speaker that fits perfectly with the complete Chorus line. They feature phase optimisation which creates optimum directional sound and excellent acoustic coherence. High quality dynamics, linearity and timbre complete this loudspeaker.



The SR 700 is a compact and discreet loudspeaker which can be easily integrated any space with its built-in Polyfix wall mount. Featuring phase optimisation and the same speaker drivers as the Chorus line, the SR 700 is ideal for surround sound in large rooms and for accompanying various Chorus multi-channel installations.



> Sub 300 P

Chorus CC 700

White Style finish

Chorus SR 700

Black Satin finish

• Type	2-way shielded center sealed loudspeaker	2-way sealed effect loudspeaker Polyfix® wall mount system
• Drivers	Two 6 ¹ / ₂ " (16.5cm) Polyglass midbass 1" (25mm) TNV2 Al/Mg inverted dome tweeter	6 ¹ / ₂ " (16.5cm) Polyglass midbass 1" (25mm) TNV2 Al/Mg inverted dome tweeter
• Frequency response (±3dB)	61Hz - 28kHz	75Hz - 28kHz
• Low frequency point (-6dB)	52Hz	65Hz
• Sensivity (2.83V / 1m)	91dB	90dB
• Nominal Impedance	8 Ohms	8 Ohms
• Minimum impedance	5.2 Ohms	3.7 Ohms
• Crossover frequency	3000Hz	3000Hz
• Recommended amplifier power	25 - 200W	25 - 100W
• Dimensions (HxWxD)	7 ⁹ / ₃₂ "x19 ²¹ / ₆₄ "x7 ⁴³ / ₆₄ " (185x491x195mm)	11 ³⁹ / ₆₄ "x15 ⁴³ / ₆₄ "x5 ⁵⁵ / ₆₄ " (295x398x149mm)
• Net weight	16.5lbs (7.5kg)	10.3lbs (4.7kg)

Chorus 700 finishes



Not all the standard finishes of Chorus 700 line are available in all countries and/or commercial distribution networks. All prices relate to standard finishes only.



> 24" (60cm) Chorus S700 stand, Black Satin finish.

SUBWOOFERS

A whole, unique family!



Home Cinema has always been a strongly anchored tradition in our philosophy. Our goal is to create a deep emotional connection and complete immersion in 3D sound. The subwoofer is a major element of any system, creating dynamism and intensity.

Our different subwoofers from Sub Utopia EM to Sub 300 P can be configured in several ways: from ultimate installations worthy of a movie theatre to compact and discreet systems which will stun with their depth of sound.

Depending on the size of your installation, you can now choose the perfect subwoofer to meet your needs and performance expectations.







Sub 300 P is a subwoofer for thrill-seekers. It uses an 11" (27cm) Polyglass woofer powered by a powerful 300W RMS amplifier. Its Black Structured finish enables it to fit with any environment. Sub 300 P is a decisive asset to increase the bass response in our various multi-channel systems.



Powerful, reliable and compact, these are the characteristics of the Sub 1000 F. With its 12" (30cm) Flax woofer and powerful 1000W BASH® amplifier, Sub 1000 F will easily complete your Home Cinema system. The woofer is equipped with a dual motor for more linearity and to ensure the optimum magnetic power of the voice coil. In a close enclosure, this subwoofer is free from parasitic noise.



Featuring 24-bit digital processors, 600W BASH amplifiers, and 13" (33cm) 'W' woofers, the SW 1000 Be and the Electra SW 1000 Be offer high-level performance with a 18Hz cut-off and a 119dB sound power. They benefit from a remote control lock when infrared conflicts appear with other boxes.

SUB 300 P

Black finish

SUB 1000 F

Black finish

Electra

SW 1000 Be Carrara White finish
SW 1000 Be Black Lacquer finish

• Type	Active bass-reflex subwoofer	Active sealed subwoofer	Active bass-reflex subwoofer
• Drivers	11" (27cm) Polyglass woofer	12" (30cm) Flax woofer	13" (33cm) 'W' woofer.
• Frequency response (±3dB)	36Hz - 160Hz	24Hz - 160Hz	20Hz - 150Hz
• Low frequency point (-6dB)	29Hz	22Hz	18Hz
• Subwoofer features	Adjustable LPF: 40 to 160Hz, 12dB/oct. Stereo line inputs Direct line LFE High level input Phase inverter (0-180°)	Adjustable LPF: 40 to 160Hz, 12dB/oct. Stereo line inputs Direct line LFE High level input Phase inverter (0-180°)	Adjustable LPF: 50Hz to 150Hz (24dB/oct.), 48dB/oct. Adjustable subsonic filter, Adjustable phase, Boost mode, Night mode, 3 user memories, LFE/Stereo/Digital inputs. Remote Control Locking System
• Crossover frequency	BASH® amplifier 300W RMS	BASH® amplifier 1000W	BASH® amplifier 600W RMS
• Dimensions (HxWxD)	16 ^{9/16} x 12 ^{13/16} x 14 ^{13/16} " (420x325x380mm)	15 ^{3/4} x 17 ^{23/32} x 16 ^{17/32} " (400x450x420mm)	21 ^{1/16} x 19 ^{11/16} x 17 ^{1/64} " (535x500x432mm)
• Net weight	33.6lbs (15.5kg)	47.4lbs (21.5kg)	92.4lbs (42kg)



The Sub Utopia EM is the last building block of the Utopia III range and the logical next step to the ultimate multi-channel reference speaker, Viva Utopia. With this subwoofer, Focal focused all its know-how on an entirely passive design, based around a 13-inch Electromagnet bass driver, that appeared with the Grande Utopia EM. An ideal companion to the Viva Utopia, this subwoofer can be used with any model within the range, including the Grande Utopia EM. Its secret? A clever stackable design (up to 3 subwoofers tall) that can answer even the most demanding power demands. The unequaled punch of EM technology, with the refinement and finesse of Utopia III.

Sub Utopia EM

Black Lacquer finish

Stackable passive subwoofer

A reference passive subwoofer Electro-Magnetic 13" (33cm) 'W' bass driver
Stackable (up to 3 subwoofers tall)
Almost 130dB SPL at 1m (in a corner)

22Hz - 500Hz

19Hz

• Sensitivity (2.83V/1m) 93dB

• Nominal impedance 8 Ohms

• Minimum impedance 5.5 Ohms

• Recommended amplifier power 500 - 1000W

-

$24^{15/16} \times 19^{1/64} \times 24^{1/2}$
(634x483x622mm)

158.5lbs (72kg)



HEADPHONES

2016 was a turning point in the history of high-fidelity home audio. Our two high-end headphones, Utopia and Elear embrace the intimacy of a personal listening session and have re-written the rule-book in audiophile sound.

For the very first time, wideband speaker drivers have been mounted to open-back headphones to deliver exceptional sound quality: it's like having loudspeakers over your ears.

Utopia and Elear have inherited the best of Focal's technology, developed for the Grande Utopia loudspeaker. The Utopia model is equipped with a pure beryllium 'M'-shaped dome speaker driver. Elear is equipped with an Aluminum/Magnesium transducer. The mechanical conception, the sleek design and excellent sound quality make them exceptional headphones, universally praised by the press.

Utopia are Focal's reference high-fidelity headphones: every choice of technology or materials was made to push the limits of audiophile sound and comfort for the pleasure of music lovers. **Utopia** combines all the elements a well-informed music aficionado could dream of: unbeatable sound, unrivalled purity and a sleek design. This is what gives this product its prestige, taking you right to the heart of the music.

Clear is an enhancement of the top-end Collection, with reference headphones that are even more open. The evolving Aluminum/Magnesium alloy 'M'-profile dome speaker drivers and accessories make them so unique!

Elear are an audiophile open-back headphones inspired by the technology developed for Utopia. Their exceptional performance and mechanical design ensure that music lovers get the long sessions of intense listening pleasure they're looking for. What makes these headphones even more exceptional is they're made in France in our own specialist workshops. They embody our values of uniqueness and excellence, in the noblest of ways.



01


UTOPIA
Acoustic sound purity

02

CLEAR
Open reference headphones

03

ELEAR
A high-fidelity experience



UTOPIA




Acoustic sound purity

Utopia embody the experience of intensely personal listening sessions at home. They are Focal's reference headphones, the result of thirty-five years of innovation, development and manufacturing of speaker drivers and loudspeakers in France.

As a world first, Utopia features the only full range and fully open back loudspeaker, built within a pair of headphones, using pure Beryllium formed in the brand new 'M' shape dome. The acoustic quality of this exclusive solution allowed Focal to avoid the use of any crossovers or passive filtering processes to achieve a frequency response from 5Hz to 50kHz! The equivalent of two tiny loudspeakers over your ears...

The listening experience is outstanding in its realism, natural sound reproduction, dynamics and clarity. When listening to them, the headphones virtually disappear and the audio signal is revealed with a level of precision never achieved before Utopia.

Design is also a key point, it was important to create headphones that were comfortable as well as beautiful. Another achievement with Utopia was removing the conventional rotation included on the yoke and its integration into the headband to ensure true design purity. The true lambskin leather, used on the cushions, reinforces the classically elegant lines, as well as the expression of comfort and overall performance. These unique headphones received unprecedented acclaim within days of their launch, both from press and music-lovers.







2

CLEAR NEW



Open reference headphones

Clear provides listening worthy of the best speakers. A year after the launch of Elear and Utopia, the latest addition to Focal's top-end headphones line is built around the new generation of full-range speaker. This makes it capable of precisely revealing the tiniest details of musical creation.

With its design surpassing Elear in terms of openness, Clear makes you forget that you are wearing headphones. The commonly-felt impression with headphones of reduced listening space disappears, thanks to the headphones' design. The technology chosen, and the Aluminum/Magnesium alloy 'M'-profile dome, preserve breadth and dynamics worthy of the best high-fidelity speakers, thanks to the new copper, unsupported coil.

This thoughtful design also preserves listening realism: micro-perforated ear cushions and the shape of the headband make them light, comfortable and even more open. The sound is characterized by unparalleled homogeneity, guaranteeing the best performance.

These headphones, made in France, will become essential: they come with a rigid carrying case and three cables providing the best solution for different types of audio equipment.

With its new reference headphones, Focal continues its quest for absolute sound.



ELEAR



A high-fidelity experience

Elear are audiophile open-backed headphones manufactured in France by Focal. Inspired by the best technology and acoustic research that went into designing Utopia, our flagship headphones, they offer truly exceptional performance. The mechanical design provides remarkably smooth and seamless style due to the solid Aluminum yoke. They also feature memory foam ear cushions for maximum comfort, an essential quality for long listening sessions.

Finally, the exclusive speaker drivers with their Aluminum/Magnesium 'M'-shaped domes enable Elear to provide strikingly realistic sound. Be inspired by the sound of a high-fidelity system with a pair of Elear headphones, for hours of listening pleasure.

The result of this detailed engineering is an immersive experience - the headphones disappear and the music takes over.

The research that went into our Utopia headphones also benefited Elear, including the yoke rotation situated within the headband and use of special microfibre fabric on the cushions to fit all head shapes and sizes with comfort.







These audiophile headphones feature elegant, high-quality materials, and comfort has been greatly enhanced with our unique mechanical design. The smallest details were taken into account the constant bend of the headband, an even distribution of weight, the design of the yoke and the memory foam ear-pieces. They integrate the only full range loudspeaker, using pure Beryllium formed in the brand new 'M'-shape dome.



Clear are audiophile circum-aural open-back headphones. The 'M'-shape Aluminum/Magnesium dome benefits from a new copper voice coil. This provides remarkable dynamics over the entire audio spectrum; bass that is always controlled, even at high volumes, and exemplary linearity in the high-end.



Elear are equipped with the first totally open-back full-range speaker drivers with Aluminum/Magnesium 'M'-shaped domes inspired by our Utopia headphones for dynamic and exceptionally precise audio. Aluminum yoke, leather headband, microfibre ear cushions: all the materials used for Elear were chosen with care to optimise comfort and reduce the weight of the headphones.

	UTOPIA	CLEAR	ELEAR
• Type	Circum-aural open-back headphones	Circum-aural open-back headphones	Circum-aural open-back headphones
• Impedance	80 Ohms	55 Ohms	80 Ohms
• Sensitivity	104dB SPL / 1mW @ 1kHz	104dB SPL / 1mW @ 1kHz	104dB SPL / 1mW @ 1kHz
• THD	<0.2% @ 1kHz / 100dB SPL	<0,25% @ 1kHz / 100dB SPL	<0.3% @ 1kHz / 100dB SPL
• Frequency response	5Hz - 50kHz	5Hz-28kHz	5Hz - 23kHz
• Driver	1 ³⁷ / ₆₄ " (40mm) pure Beryllium 'M'-shape dome	1 ³⁷ / ₆₄ " (40mm) Aluminum/Magnesium 'M'-shape dome	1 ³⁷ / ₆₄ " (40mm) Aluminum/Magnesium 'M'-shape dome
• Net weight	1.08lb (490g)	0.99lb (450g)	0.99lb (450g)
• Cables and Connectors	<ul style="list-style-type: none"> • 9.8ft (3m) 1 x jack 0¹/₄" (6.35mm) stereo 2 x 0³/₈" (9.5mm) Lemo* 	<ul style="list-style-type: none"> • 9.8ft (3m) balanced cable (4-pin XLR) • 9.8ft (3m) unbalanced cable 0¹/₄" (6.35mm) TRS jack • 3.9ft (1.2m) unbalanced cable 0³/₆₄" (3.5mm) • 0⁹/₆₄" (3.5mm) jack to 0¹/₄" (6.35mm) stereo jack adapter 	<ul style="list-style-type: none"> • 9.8ft (3m) 1 x 0¹/₄" (6.35mm) stereo jack connector 2 x 0⁹/₆₄" (3.5mm) jack
• Carrying case	-	9 ²⁷ / ₃₂ " x 9 ²⁹ / ₆₄ " x 4 ²³ / ₃₂ " (250x240x120mm)	-

classic loudspeakers



headphones & multimedia



car audio



studio monitors



FOCAL

Focal-JMlab* - BP 374 - 108, rue de l'Avenir - 42353 La Talaudière cedex - France - +33 (0) 477 435 700

Focal® is a registered trademarks of Focal-JMlab®. Non-binding pictures. Photos L'Atelier Sylvain Madelon. SCBC 171121/11 - PC1129
Due to constant technological advances, Focal-JMlab® reserves its right to modify prices and specifications without notice.



EXP - GB
October 2017